



CND Patent: 2,114,677
 US Patent: 5,528,873

Quarry Stone (3500) (3510)

100 mm *



200 mm



100 mm (A, B, C, D) * - (3500)

Cubing/pallet: 23.4 sq. ft (2.17 sq. m)

Weight/pallet: 2360 lb (1070 kg)

Thickness: 3.94" (100 mm)

Texture: Split face, Antique and Chiseled

6 rows of 3.9 sq. ft (0.36 sq. m) per pallet

	Height in (mm)	Depth in (mm)	Width in (mm)
A	3.94 (100)	9.05 (230)	7.9 (200)
B	3.94 (100)	9.05 (230)	11.8 (300)
C	3.94 (100)	9.05 (230)	15.75 (400)
D	3.94 (100)	9.05 (230)	15.75 (400)

200 mm (A, B, C) - (3510)

Cubing/pallet: 23.2 sq. ft (2.15 sq. m)

Weight/pallet: 2150 lb (975 kg)

Thickness: 7.9" (200 mm)

Texture: Split face, Antique and Chiseled

3 rows of 7.77 sq. ft (0.72 sq. m) per pallet

12 units of each per pallet

	Height in (mm)	Depth in (mm)	Width in (mm)
A	7.9 (200)	9.05 (230)	7.9 (200)
B	7.9 (200)	9.05 (230)	11.8 (300)
C	7.9 (200)	9.05 (230)	15.75 (400)

* Starting May 1st.



sandlewood
 100 mm: 350001
 200 mm: 351001



earth brown
 100 mm: 350006
 200 mm: 351006



shale grey
 100 mm: 350008
 200 mm: 351008

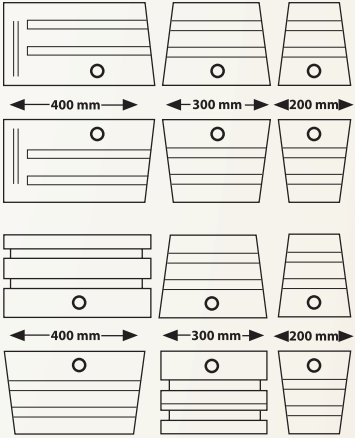


mojave beige
 100 mm: 350016
 200 mm: 351016



champlain grey
 100 mm: 350021
 200 mm: 351021

OVERVIEW OF PALLET 100 mm



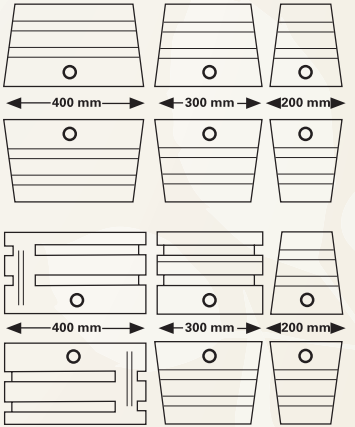
One pallet = 6 rows

Units/pallet

- A 24 units
- B 24 units
- C 12 units
- D* 12 units

* For the "D" units, a pallet contains:
 6 right and 6 left corner units.

OVERVIEW OF PALLET 200 mm



One pallet = 6 rows

Units/pallet

- A 12 units
- B 12 units
- C* 12 units

* For the "C" units, a pallet contains:
 6 regular units, 3 left and 3 right corner units.

