




**sandlewood**  
Smooth: 415001  
Antique: 307001



**tan**  
Smooth: 415002  
Antique: 307002



**earth brown**  
Smooth: 415006  
Antique: 307006




**shale grey**  
Smooth: 415008  
Antique: 307008



**rusty grey**  
Smooth: 415009  
Antique: 307009



**brick red**  
Smooth: 415012  
Antique: 307012



**limestone**  
Smooth: 415014  
Antique: 307014

# Bullnose Cap (4150) (3070)



**Smooth - 4150**

**Cubing/pallet:** 90 lin. ft (27.43 lin. m)  
**Units:** 2 units/lin. ft (6.56 units/lin. m)  
**Weight/pallet:** 2370 lb (1075 kg)  
**Thickness:** 2.4" (60 mm)  
**Texture:** Smooth

4 rows of 45 units per pallet  
180 units per pallet  
8 corner units per pallet

Height in (mm)	Width in (mm)	Depth in (mm)
2.4 (60)	5.9 (150)	12 (305)



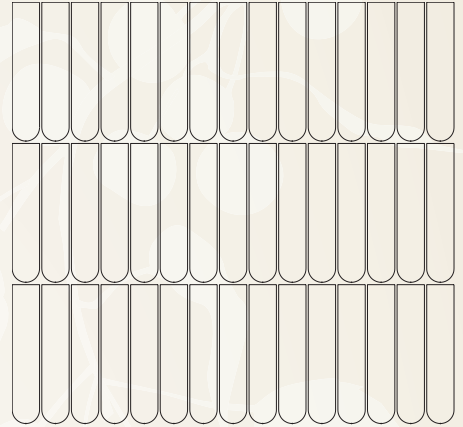
**Antique - 3070**

**Cubing/pallet:** 90 lin. ft (27.43 lin. m)  
**Units:** 2 units/lin. ft (6.56 units/lin. m)  
**Weight/pallet:** 2370 lb (1075 kg)  
**Thickness:** 2.4" (60 mm)  
**Texture:** Antique


10 rows of 18 units per pallet  
180 units per pallet  
8 corner units per pallet

Height in (mm)	Width in (mm)	Depth in (mm)
2.4 (60)	5.9 (150)	12 (305)

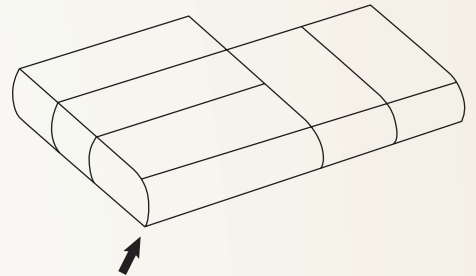
## OVERVIEW OF PALLET - SMOOTH



## OVERVIEW OF PALLET - ANTIQUE



## NEW BULLNOSE CORNER



Bullnose Corner Application